




CAPITAL AREA WOODWORKERS

WOODSHOP ADVISOR



Volume 24 Issue 3

March, 2011



Upcoming Meetings

March 2, 2011 Meeting

Social Time 5:15 to 6:30

Meeting starts promptly at 6:30

MCL Cafeteria

2151 Wabash Ave, Springfield

Program

Tool Making

Presented by Walter Black

Open Shop

To be Determined

CAW Officers 2011

President	Ron McDonald	498-8885
President Elect	Jim and Diana Copper	364-5108
Past President	Roland Folse	529-2940
Treasurer	Jim Roles	487-7173
Editor	Dick Metcalf	498-7354
email	Caw.woodworker@sbcglobal.net	
Web Master:	Chuck Frank	787-5145
Video Librarian:	Frank Tureskis	483-3669



Feb. Meeting Notes

By Dick Metcalf

Ron McDonald called the meeting to order at 6:30.

Announcements:

- Be sure to check all videos back in when returning them. Frank needs us to do this to keep the proper records and to know where the videos are.
- Ron asked, Should we attempt to have another Special Event this Fall? CAW members say yes and Ron will ask Mark Adams to recommend someone to contact to make the presentation.
- The woodworking show will be held Feb 11-13. Roland asked for volunteers to man our booth for a few hours and/or give a presentation. He also asked for members to bring furniture items to display.
- The Prairie Arts Alliance will hold their showing in the Prairie Arts Center Gallery in September. Roland said we have been invited to the opening ceremony and to show our projects on Sept 24. At future meetings we will be talking about members bringing in their work to be displayed.
- Jim Roles said that Raymond Brown's son living in Savanna Georgia, died suddenly and we should express our sympathies to Raymond.

The February Presentation by Jim Roles and Bob Fox.

Jim began the presentation by discussing some of the differences between Woodhaven- where he works- and the big box stores, say Menards and Lowes. At Woodhaven they offer dimensioning (building) of cabinets to one inch increments vs. three at the other stores. So if your space calls for 23", Woodhaven can make the cabinet exactly 23", whereas others will make it to 21" and give you a 2" filler strip. Another difference is Woodhaven uses 3/4" 5ply A1 plywood vs. a lesser quality at the other stores. At Woodhaven, you talk with an experience woodworker, usually Tom Scanlon, vs. a clerk at other stores.

At Woodhaven, dadoes and rabbits are routed, then they build the box and assemble it to the face frame. The doors are constructed next but usually large door quantities ordered-out .

For more information about Woodhaven, go to their website at:

<http://www.Woodhavenwoodworks.com/>

Bob Fox began the second part of the presentation by telling us he just restarted work on his kitchen cabinets after taking a two year break. He initially purchased 3/4" Baltic birch plywood and an entire walnut tree obtained via Jim Hayward. He now realizes that the Baltic birch was an overkill and the walnut tree was a very high quality purchase that might have been used as a veneer log if it weren't for the fact that it was grown in the city. He was able to get 12' board lengths from the log as well as 12' of continuously matched grain over the length of the cabinets..

Bob discussed a planning desk built with a hidden pencil drawer inside the main drawer-- located so he would have a continuous horizontal grain pattern with the adjacent cabinet. Next, Bob discussed a closet converted into a pantry with full length slides allowing full view of the goods stored in the pantry drawers. Note the can goods in the adjacent picture are laying flat as requested by Elsie.

Bob wanted his cabinet doors to have picture frame construction so he purchased a used

(Continued on page 3)

Misc. Woodhaven Pictures



Base Cabinet
With
Gussets




Back of cabinet
Showing
Drawer Guide
Brackets



Panel
Door



Panel
Door
Joinery



Cabinets with
continuous
matched grain



Cabinets with
continuous
matched grain

(Continued from page 2)

mortiser from James Machinery which allows him to dovetail the frame together.


Bob said he appreciates the role Jim Roles has played in this presentation. He also said he has learned much in the school of hard knocks but never realized the tuition would be so high.



Pencil drawer hidden inside main drawer



Closet pantry with full length extension slides



Cabinet frame using a dovetail mortiser

2011 Programs

March 2 - Toolmaking with Walter Black

April 4 - Jigs with Chuck Frank, Jim Neuses, Mike McGrath

May 3 - Decorative Banding with Eric Woolbright

June 1 - Use of Old and Recycled Lumber with Dennis Gross

July 10 - Picnic at Rochester Park

August 2 - Handplanes with Frank Thornton

September 7 - Table Legs with Roland Folse and Dick Metcalf

October 3 - Woodworking Software with Todd Scanlon and Jim Roles

November 1 - Photographing Your Work - Presenter TBD